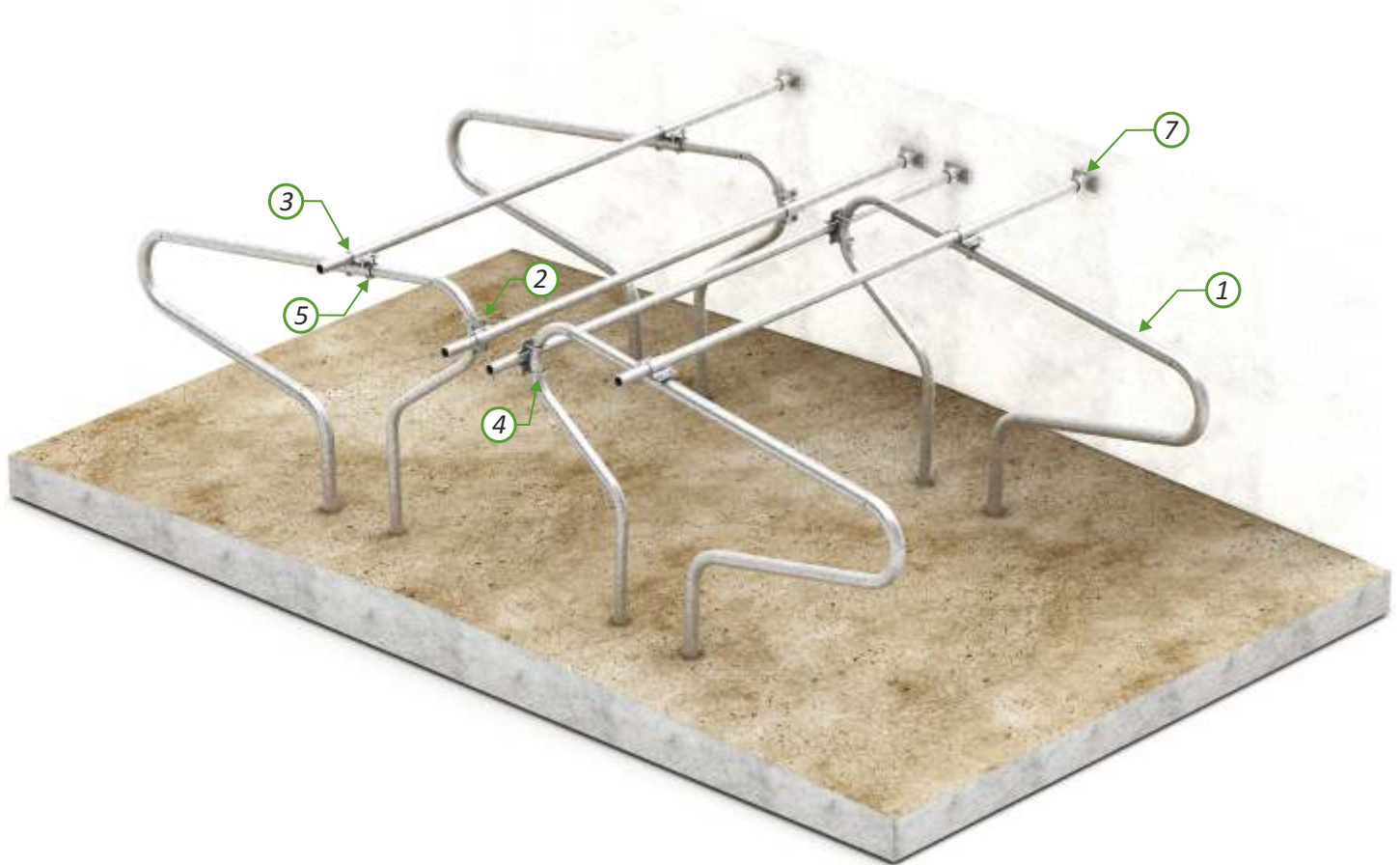




SYSTEM ELEMENTS - VERSION TO PLACE IN CONCRETE



Cross connector 1 1/2" - 1 1/2"




Cross connector 1 1/2" - 2"



U-shaped C 48 inox



U-shaped C 60 inox



Cross clamp



Wall mount 48

1	W10-01-32	Free-stall III HDG	pcs
2	W10-91-39	Cross connector 1 1/2" - 1 1/2" HDG	pcs
3	W10-91-35	Cross connector 1 1/2" - 2" HDG	pcs
4	T10-90-150	U-shaped clamp C 48 inox	pcs
5	T10-90-160	U-shaped clamp C 60 inox	mb.
6	W10-90-06	Cross clamp HDG	set
7	W10-92-14	Wall mount 48 HDG	pcs
8	T08-10-050	Tube 48,3 x 3,2 (1 1/2") HDG	m

* - Cross connectot 1 1/2" - 1 1/2" (2*) or cross clamp (6*) Assembly br screws M10x40 (4 pcs) - not included.

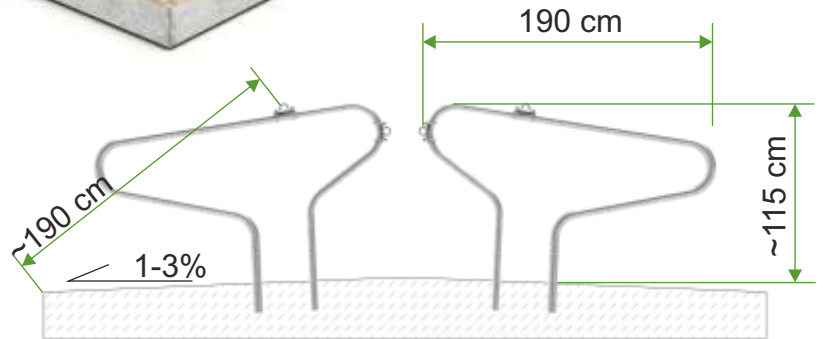
HDG - anti-corrosion protection - hot-dip galvanized.



FRIE-STALL III - double row



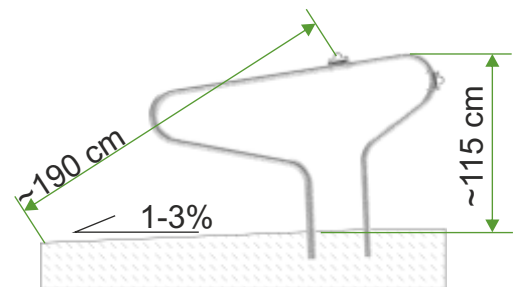
concrete min. B20



FREE-STALL III - single row

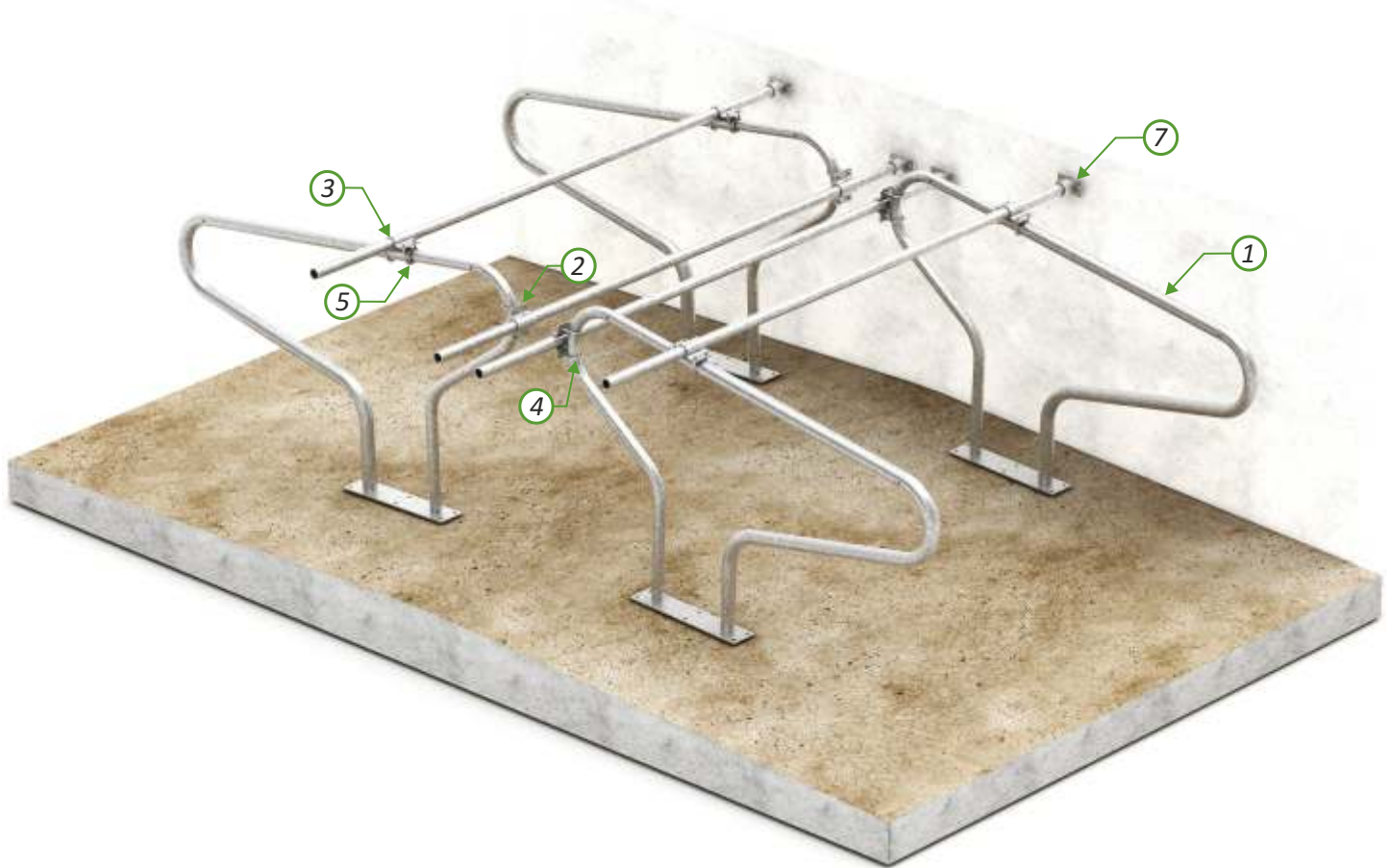


concrete min. B20





SYSTEM ELEMENTS - VERSION FOR SCREWING



Cross connector 1 1/2" -1 1/2"




Cross connector 1 1/2" -2"



U-shaped clamp C 48 inox



U-shaped clamp C 60 inox



Cross clamp



Wall mount 48

- | | | | |
|---|-------------------|------------------------------------|-----|
| 1 | W10-01-37 | Free-stall IIIIP HDG | pcs |
| 2 | W10-91-39 | Cross connector 1 1/2" -1 1/2" HDG | pcs |
| 3 | W10-91-35 | Cross connector 1 1/2" -2" HDG | pcs |
| 4 | T10-90-150 | U-shaped clamp C 48 inox | pcs |
| 5 | T10-90-160 | U-shaped clamp C 60 inox | m |
| 6 | W10-90-06 | Cross clamp HDG | set |
| 7 | W10-92-14 | Wall mount 48 HDG | pcs |
| 8 | T08-10-050 | Tube HDG 48,3 x 3,2 (1 1/2") | mb. |

* - Cross connectot 1 1/2" -1 1/2" (2*) or cross clamp (6*) Assembly br screws M10x40 (4 pcs) - not included.

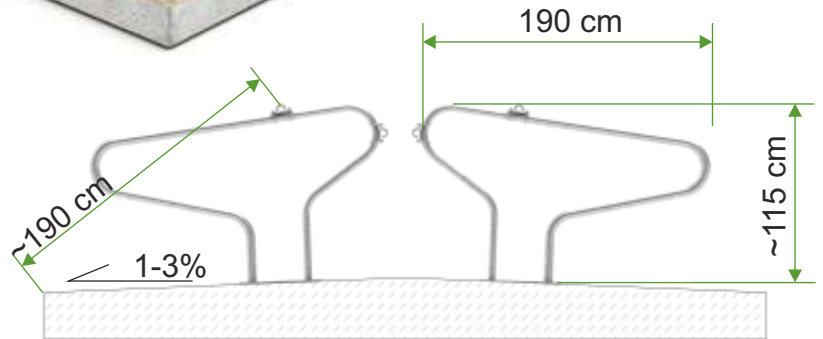
HDG - anti-corrosion protection - hot-dip galvanized.



FREE-STALL III P - DOUBLE ROW



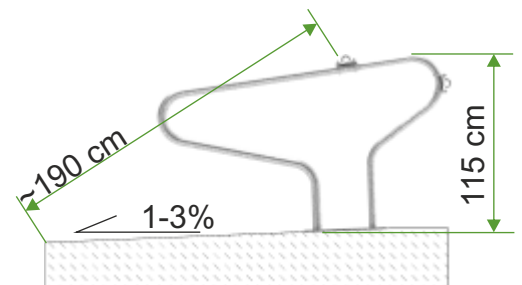
concrete min. B20



FREE-STALL III P - single row

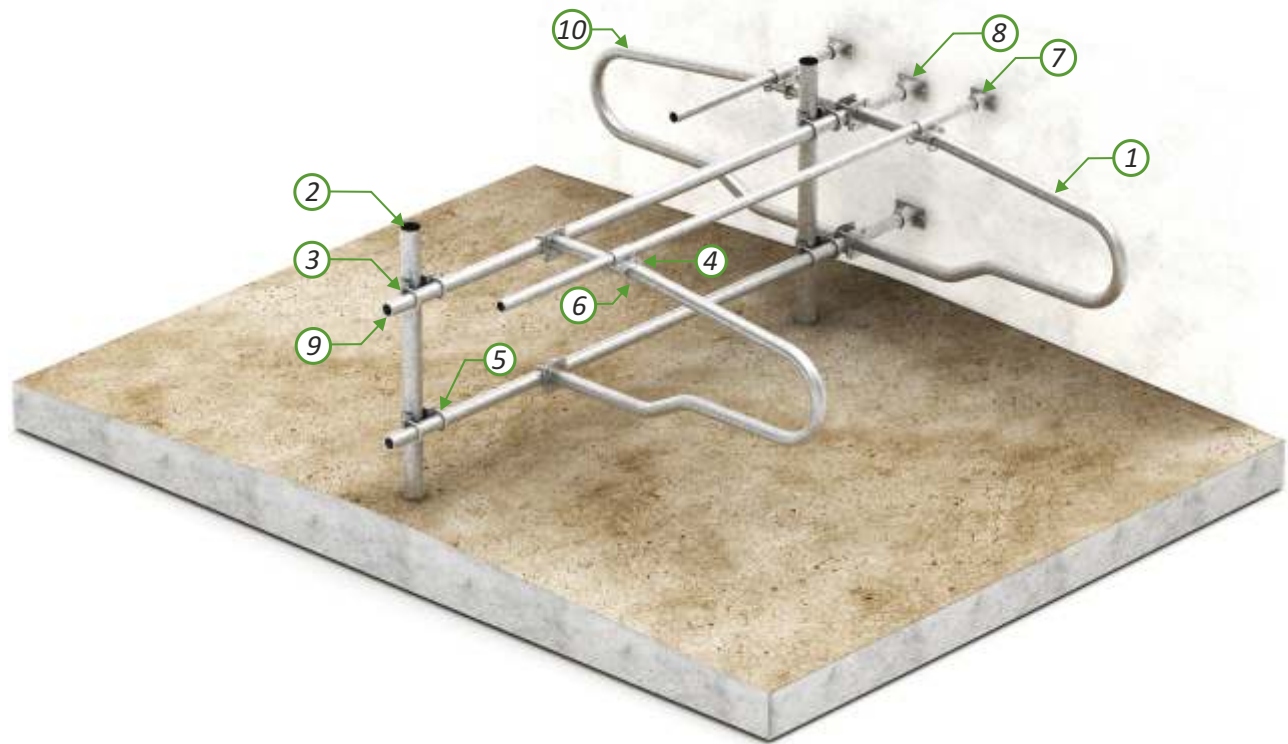


concrete min. B20





SYSTEM ELEMENTS



Cross connector 2 1/2" - 2"



Cross connector 1 1/2" - 1 1/2"



U-shaped clamp C 60 inox



U-shaped clamp C 48 inox



Wall mount 48



Wall mount 60

- | | | | |
|----|-------------------|--|-----|
| 1 | W10-06-66 | Free-stall VIIA 135 HDG | pcs |
| 2 | W10-10-16 | Post to free-stall type B L- 1,7 m HDG | set |
| 3 | W10-91-43 | Cross connector 2 1/2" - 2" HDG | pcs |
| 4 | W10-91-39 | Cross connector 1 1/2" - 1 1/2" HDG | pcs |
| 5 | T10-90-160 | U-shaped clamp C 60 inox | pcs |
| 6 | T10-90-150 | U-shaped clamp C 48 inox | pcs |
| 7 | W10-92-14 | Wall mount 48 HDG | pcs |
| 8 | W10-92-17 | Wall mount 60 HDG | pcs |
| 9 | T08-10-110 | Tube HDG 60,3 x 3,2 (2") | m |
| 10 | T08-10-050 | Tube HDG 48,3 x 3,2 (1 1/2") | m |

HDG - anti-corrosion protection - hot-dip galvanized.



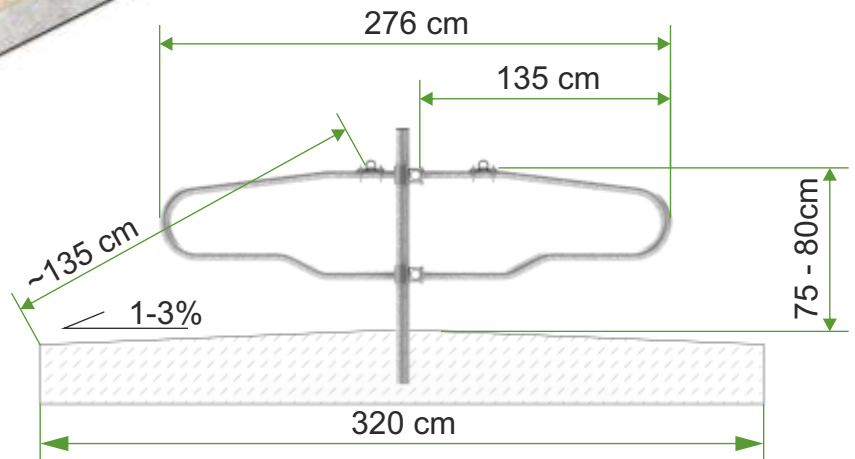
Free-Stall VII-A 135 - double row



concrete min. B20



- Assembly by screw
M10x100 oc. (4pcs) not included.



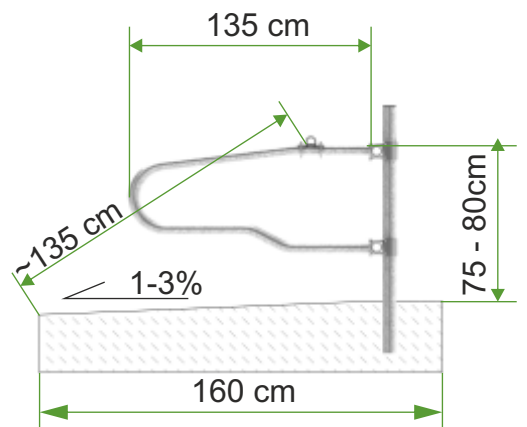
FREE STALL VII-A 135 - single row



concrete min. B20




- Assembly by U-shaped clamps
INOX(2 pcs) not included.





SYSTEM ELEMENTS



Cross connector 2 1/2" -2"



Cross connector 1 1/2" -2"



U-shaped clamp C 60 inox



Wall mount 48



Wall mount 60



Pipe Holder PCV 159




Boards holder

- | | | | |
|----|-------------------|--|-----|
| 1 | W10-06-69 | Free-stall VIIA 165 HDG | pcs |
| 2 | W10-10-16 | Post to free-stall type B L- 1,7 m HDG | set |
| 3 | W10-91-43 | Cross connector 2 1/2" -2" HDG | pcs |
| 4 | W10-91-35 | Cross connector 1 1/2" -2" HDG | pcs |
| 5 | T10-90-160 | U-shaped clamp C 60 inox | pcs |
| 6 | W10-92-14 | Wall mount 48 HDG | pcs |
| 7 | W10-92-17 | Wall mount 60 HDG | pcs |
| 8 | W10-92-23 | Pipe Holder PCV 159 HDG | pcs |
| 9 | W10-02-40 | Boards holder HDG | pcs |
| 10 | T08-10-110 | Tube HDG 60,3 x 3,2 (2") | m |
| 11 | T08-10-050 | Tube HDG 48,3 x 3,2 (1 1/2") | m |

HDG - anti-corrosion protection - hot-dip galvanized.



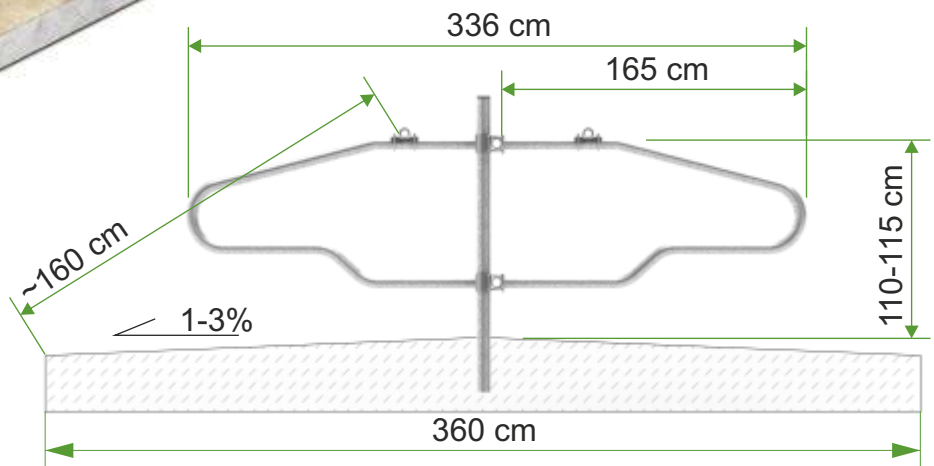
FREE-STALL VII-A 165 - DOUBLE ROW



concrete min. B20



- Assembly by screw
M10x100 oc. (4pcs)
not included.



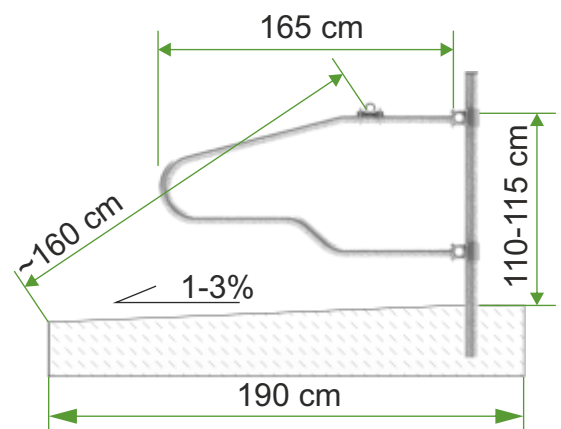
FREE-STALL VII-A 165 - SINGLE ROW



concrete min. B20

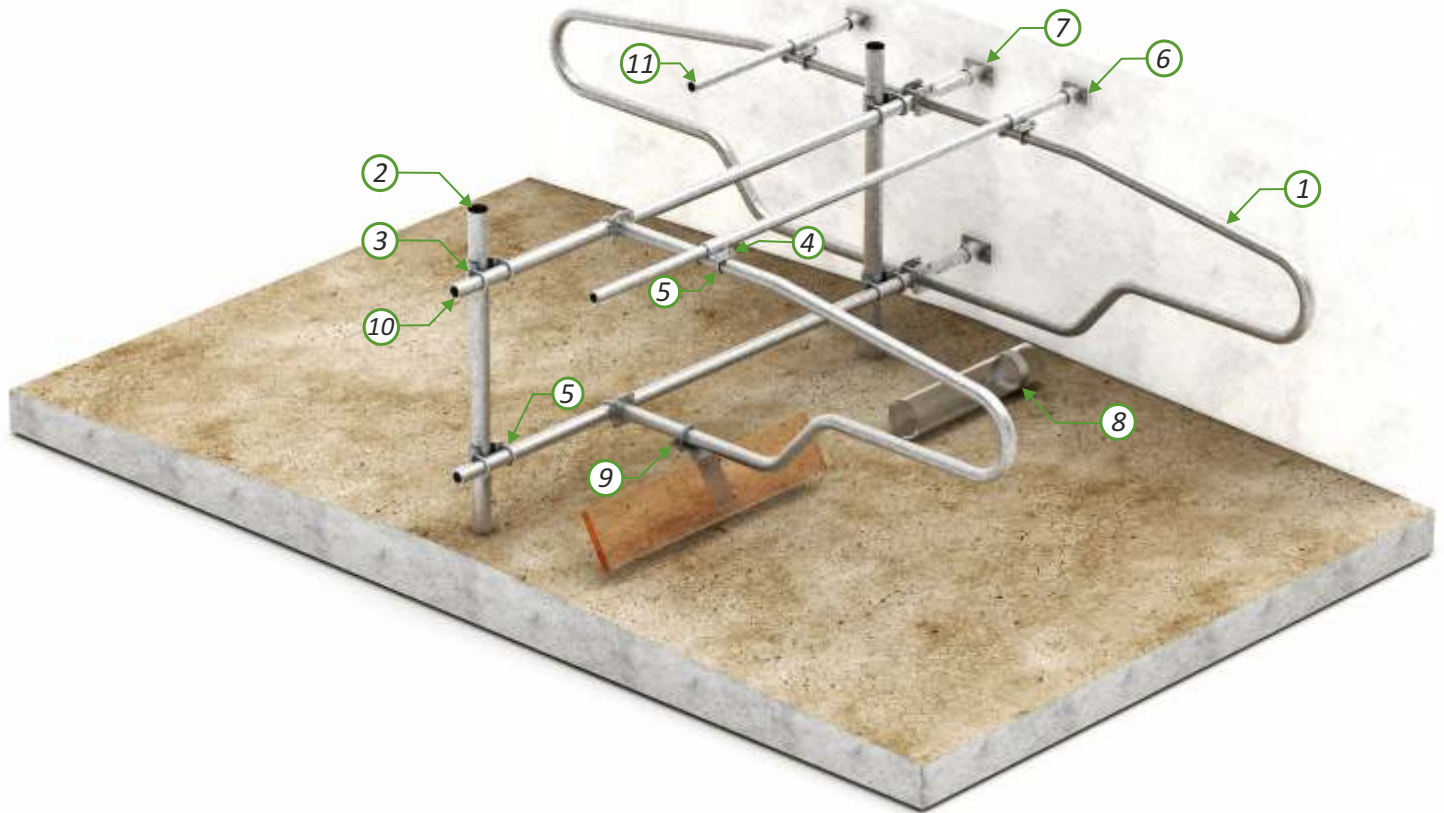


- Assembly by U-shaped clamps
INOX(2 pcs) not included.





SYSTEM ELEMENTS



Cross connector 2 1/2" -2"



Cross connector 1 1/2" -2"



U-shaped clamp C 60 inox



Wall mount 48



Wall mount 60



Pipe Holder PCV 159



Boards holder

1	W10-01-72	Free-stal VIIA 195 HDG	pcs
2	W10-10-16	Post to free-stall type B L- 1,7 m HDG	set
3	W10-91-43	Cross connector 2 1/2" -2" HDG	pcs
4	W10-91-35	Cross connector 1 1/2" -2" HDG	pcs
5	T10-90-160	U-shaped clamp C 60 inox	pcs
6	W10-92-14	Wall mount 48 HDG	pcs
7	W10-92-17	Wall mount 60 HDG	pcs
8	W10-92-23	Pipe Holder PCV 159 HDG	pcs
9	W10-02-40	Boards holder HDG	pcs
10	T08-10-110	Tube HDG 60,3 x 3,2 (2")	m
11	T08-10-050	Tube HDG 48,3 x 3,2 (1 1/2")	m

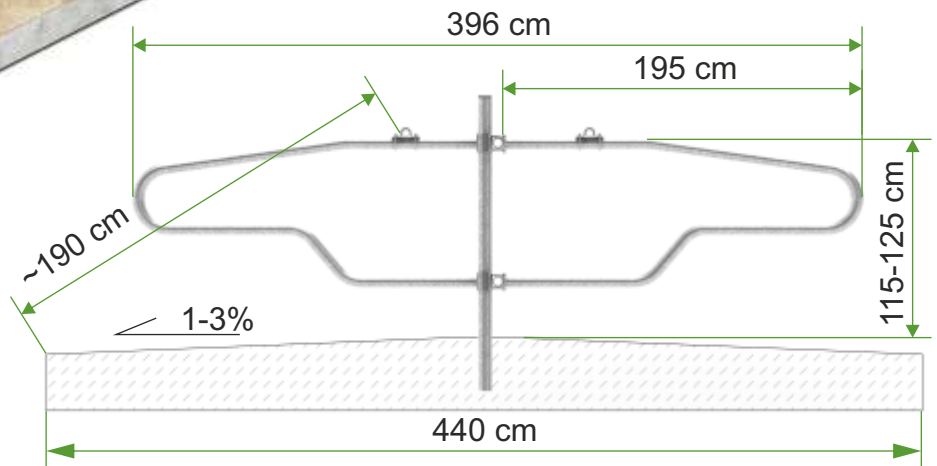
HDG - anti-corrosion protection - hot-dip galvanized.



FREE-STALL VII-A 195 - DOUBLE ROW



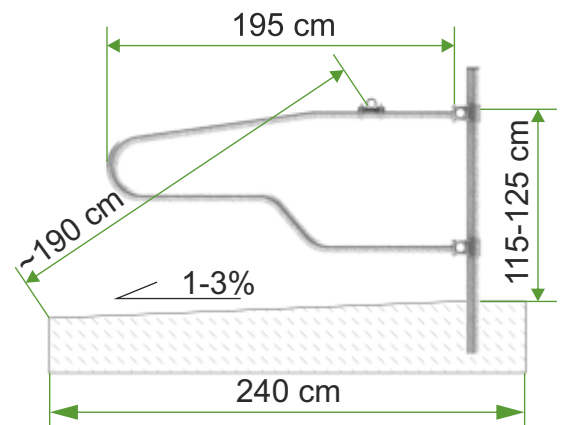
- Assembly by screw
M10x100 oc. (4pcs)
not included.



FREE-STALL VII-A 195 - SINGLE ROW

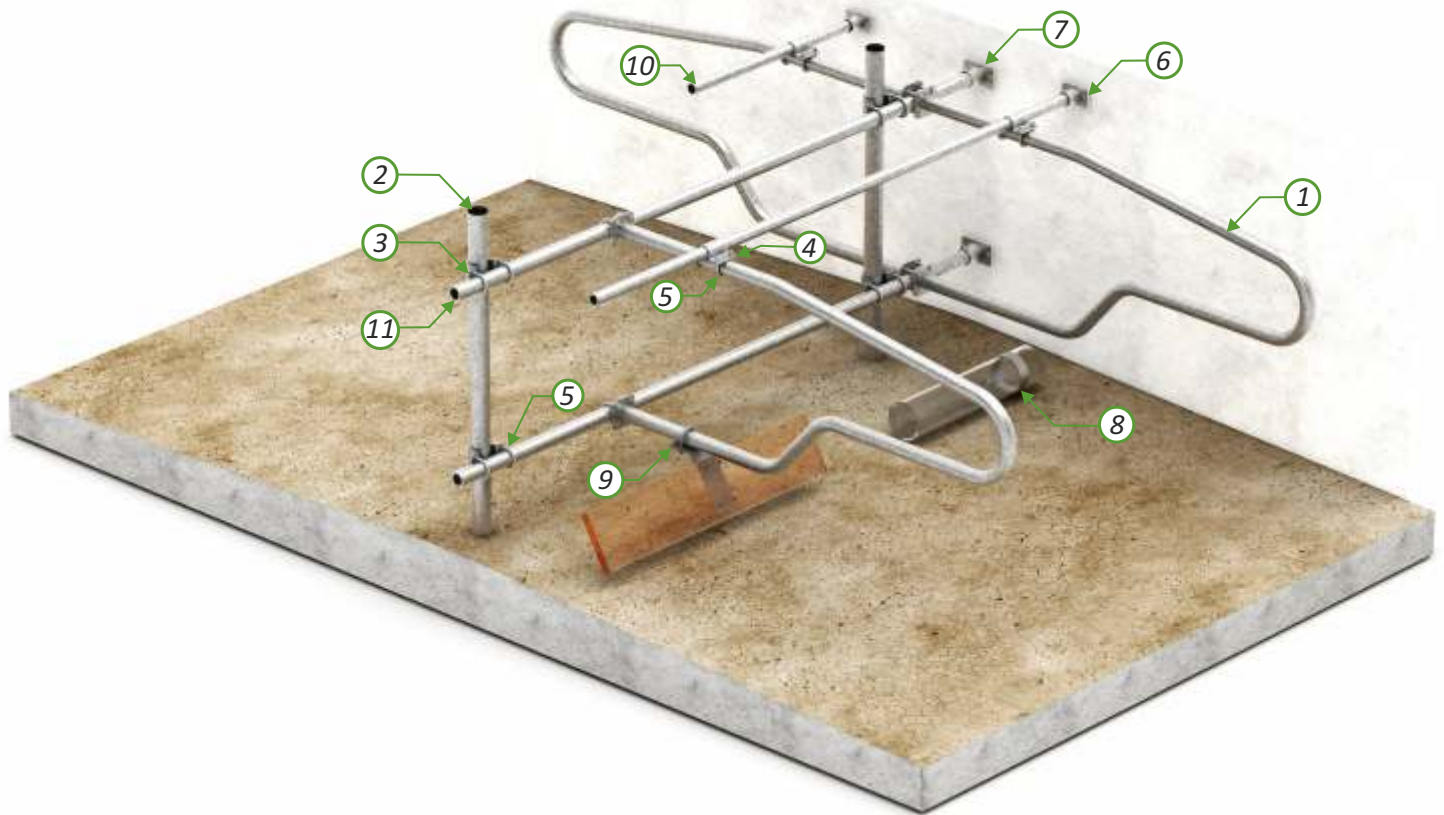


- Assembly by U-shaped clamps
INOX(2 pcs) not included.





SYSTEM ELEMENTS



Cross connector 2 1/2" -2"



Cross connector 1 1/2" -2"



U-shaped clamp C 60 inox



Wall mount 48



Wall mount 60



Pipe Holder PCV 159




Boards holder

1	W10-06-71	Free-stal VIIA 215 HDG	pcs
2	W10-10-16	Post to free-stall type B L- 1,7 m HDG	set
3	W10-91-43	Cross connector 2 1/2" -2" HDG	pcs
4	W10-91-35	Cross connector 1 1/2" -2" HDG	pcs
5	T10-90-160	U-shaped clamp C 60 inox	pcs
6	W10-92-14	Wall mount 48 HDG	pcs
7	W10-92-17	Wall mount 60 HDG	pcs
8	W10-92-23	Pipe Holder PCV 159 HDG	pcs
9	W10-02-40	Boards holder HDG	pcs
10	T08-10-110	Tube HDG 60,3 x 3,2 (2")	m
11	T08-10-050	Tube HDG 48,3 x 3,2 (1 1/2")	m

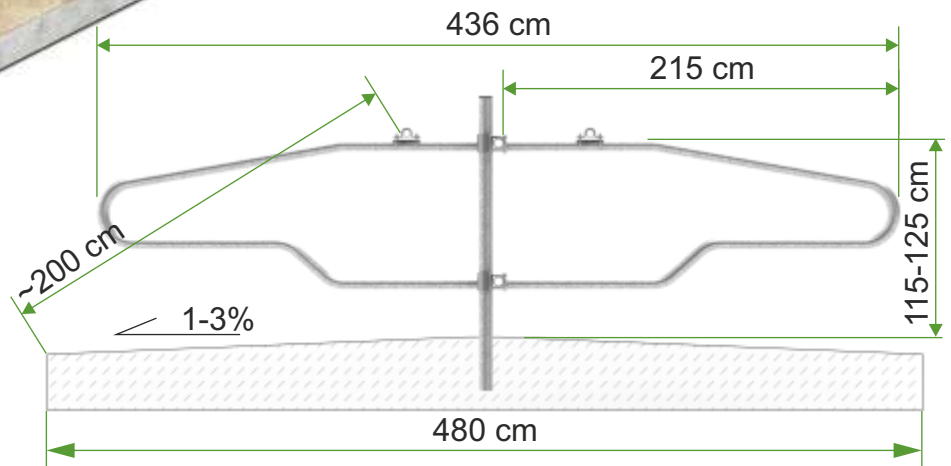
HDG - anti-corrosion protection - hot-dip galvanized.



FREE-STALL VII-A 215 - DOUBLE ROW



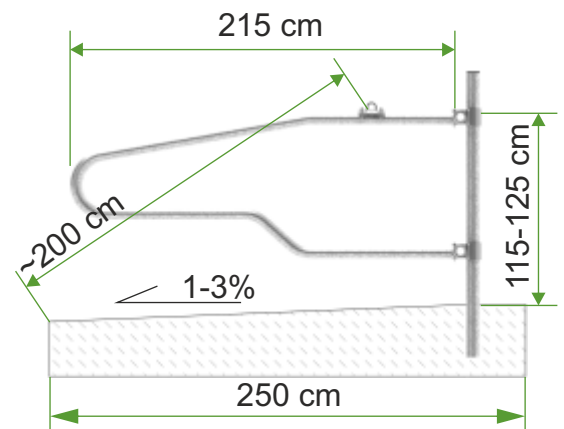
- Assembly by screw
M10x100 oc. (4pcs)
not included.



FREE-STALL VII-A 215 - SINGLE ROW

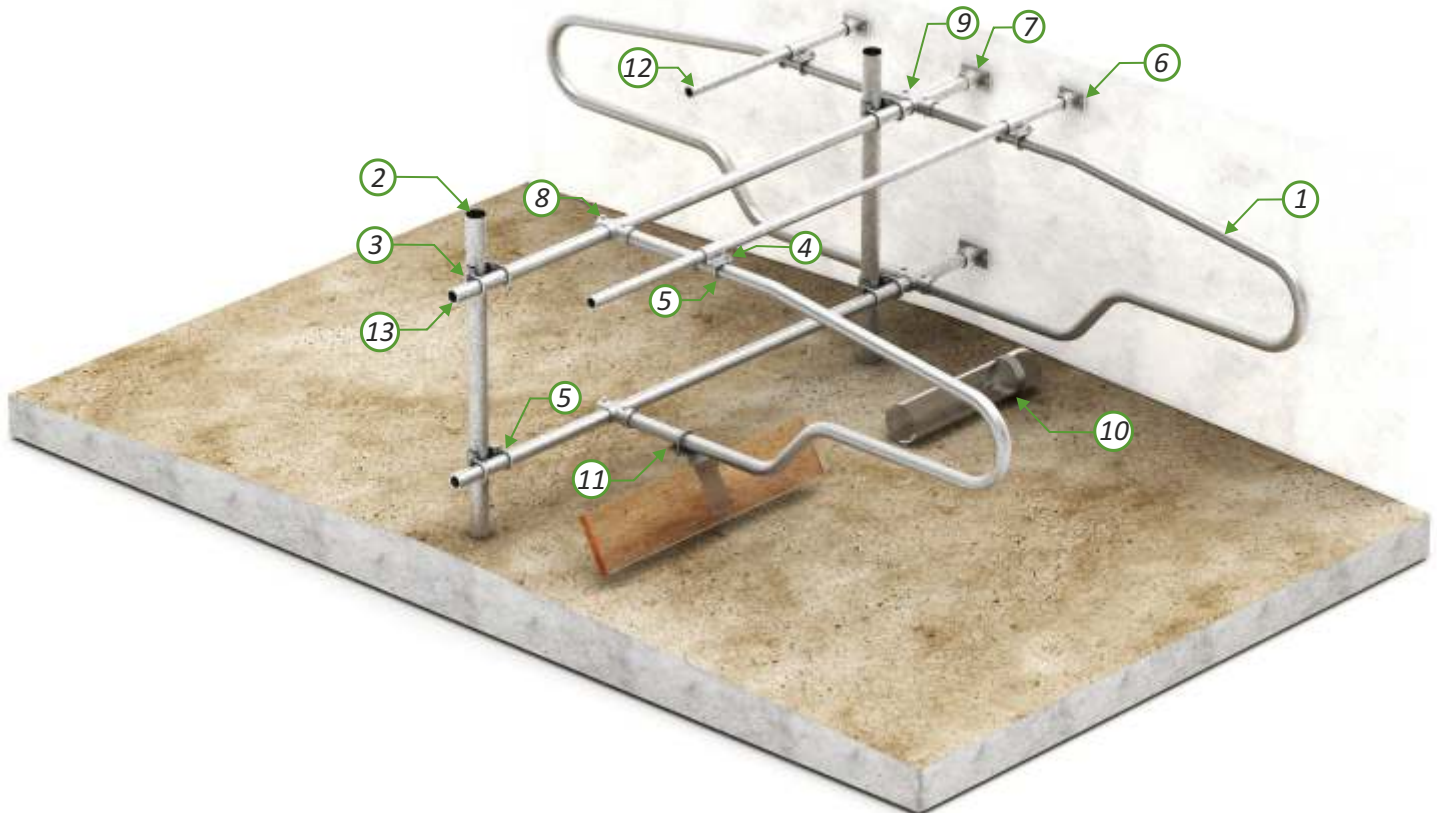


- Assembly by U-shaped clamps
INOX(2 pcs) not included.





SYSTEM ELEMENTS



3 Cross connector 2 1/2" -2"



4 Cross connector 1 1/2" -2"



5 U-shaped clamp C 60 inox



6 Wall mount 48



7 Wall mount 60



8 Reinforced T-shaped clamp



9 Double T-clamp



10 Pipe holder PCV 159




11 Boards holder

- | | | | |
|----|---------------------|--|-----|
| 1 | W10-01-74 | Free-stall VII-B HDG | pcs |
| 2 | W10-10-16 | Post to free-stall type B L- 1,7 m HDG | set |
| 3 | W10-91-43 | Cross connector 2 1/2" -2" HDG | pcs |
| 4 | W10-91-35 | Cross connector 1 1/2" -2" HDG | pcs |
| 5 | T10-90-160 | U-shaped clamp C 60 inox | pcs |
| 6 | W10-92-14 | Wall mount 48 HDG | pcs |
| 7 | W10-92-17 | Wall mount 60 oc. | pcs |
| 8 | W10-91-69-01 | Reinforced T-shaped clamp 2" / 2" HDG | set |
| 9 | W10-91-83 | Double T-clamp 2" / 2" HDG | set |
| 10 | W10-92-23 | Pipe Holder PCV 159 HDG | pcs |
| 11 | W10-02-40 | Boards holder HDG | pcs |
| 12 | T08-10-110 | Tube HDG 60,3 x 3,2 (2") | m |
| 13 | T08-10-050 | Tube HDG 48,3 x 3,2 (1 1/2") | m |

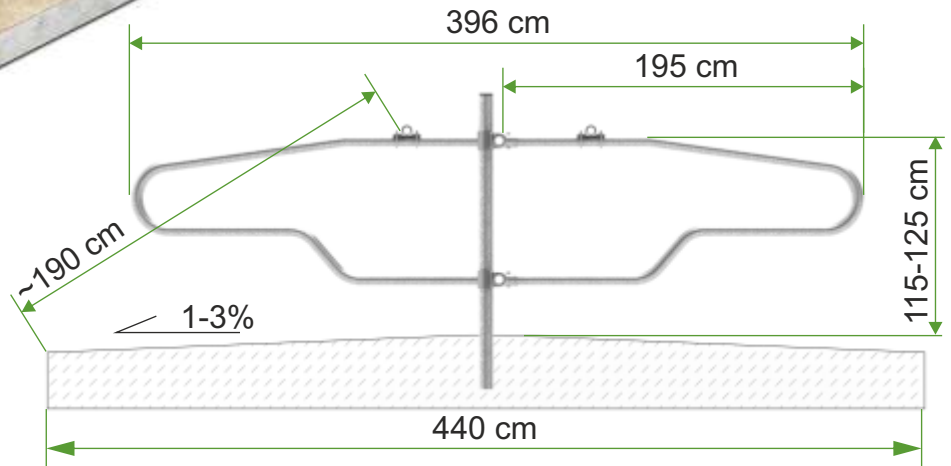
HDG - anti-corrosion protection - hot-dip galvanized.



FREE-STALL VII B



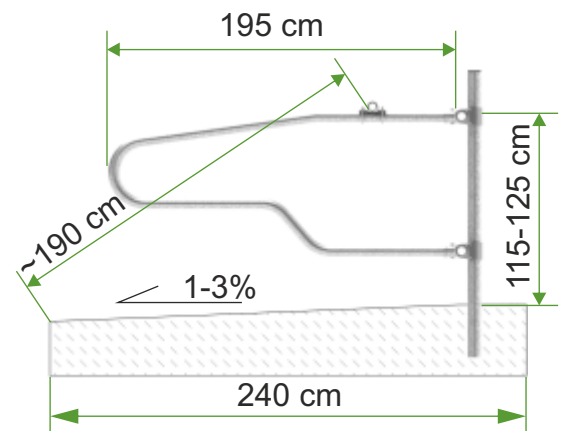
- Assembly with:
- Double T-clamp 2" / 2" oc. (2 pcs);
 - Screws M10x80, not included.



FREE-STALL VII B

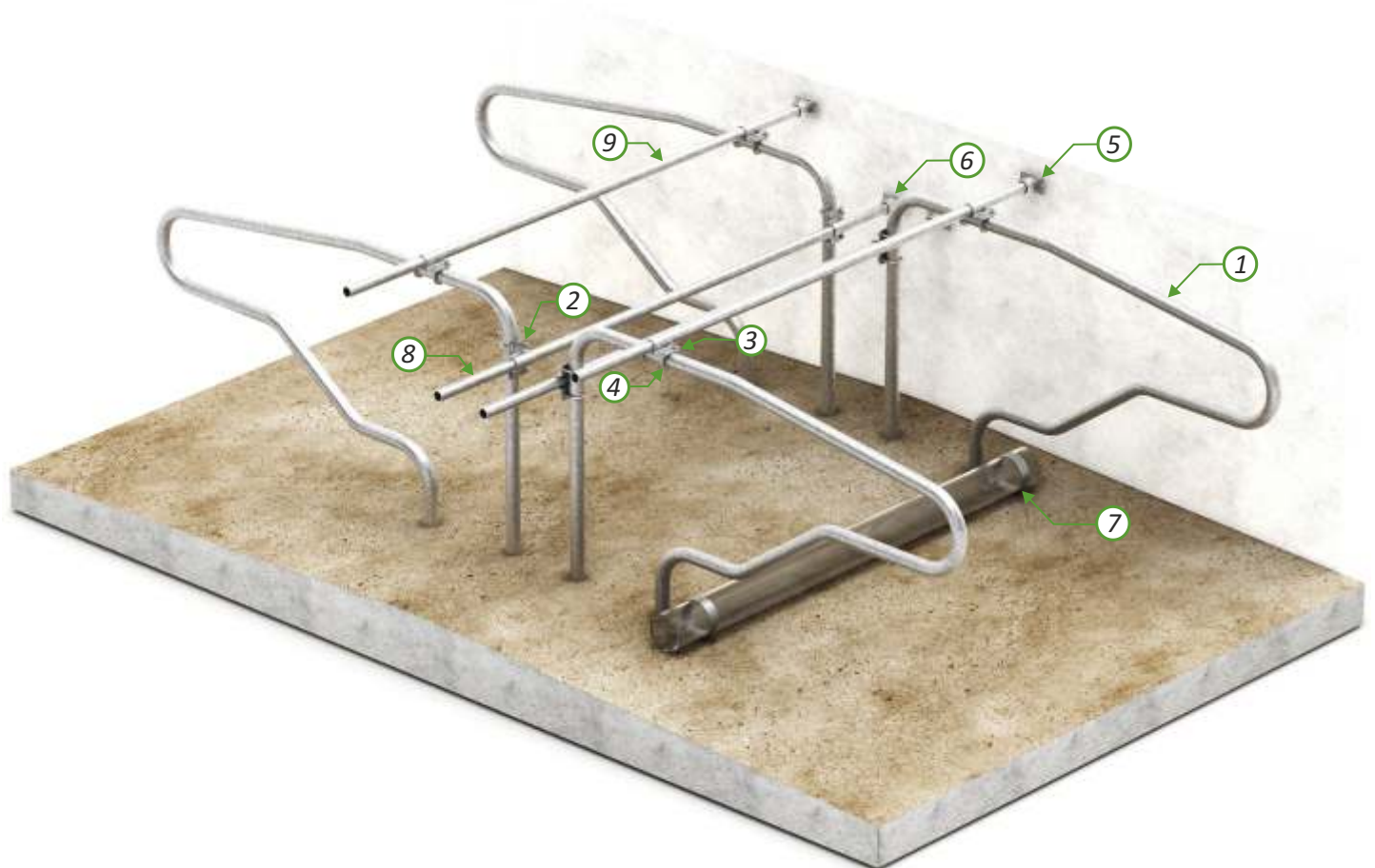


- Assembly with:
- Reinforced T-shaped clamp 2" / 2" oc. (2 pcs);
 - Screws M10x80, not included.





SYSTEM ELEMENTS - VERSION TO PLACE IN CONCRETE



Cross connector 2 1/2" - 2"



Cross connector 1 1/2" - 2"



U-shaped clamp C 60 inox



Wall mount 48



Wall mount 48



Pipe holder PCV 159

1	W10-01-90	Free-stall IX HDG	pcs
2	W10-91-43	Cross connector 2 1/2" - 2" HDG	pcs
3	W10-91-35	Cross connector 1 1/2" - 2" HDG	pcs
4	T10-90-160	U-shaped clamp C 60 inox	pcs
5	W10-92-14	Wall mount 48 HDG	pcs
6	W10-92-17	Wall mount 60 HDG	pcs
7	W10-92-23	Pipe Holder PCV 159 HDG	pcs
8	T08-10-110	Tube HDG 60,3 x 3,2 (2")	m
9	T08-10-050	Tube HDG 48,3 x 3,2 (1 1/2")	m

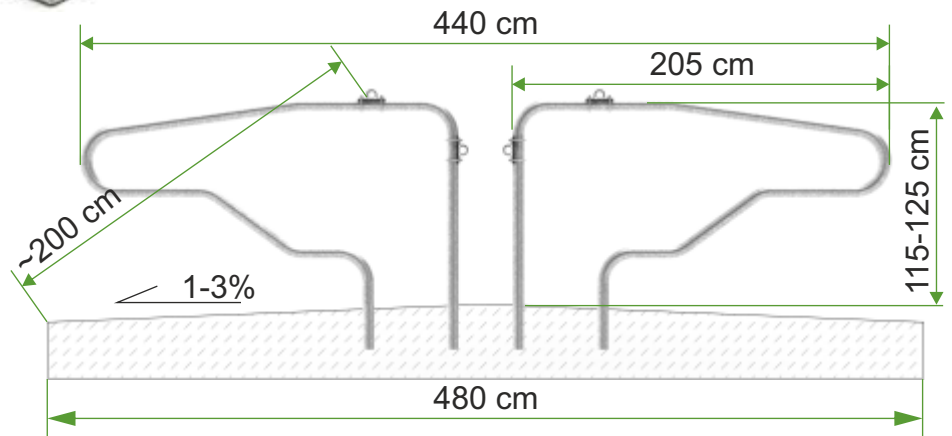
HDG - anti-corrosion protection - hot-dip galvanized.



FREE-STALL IX



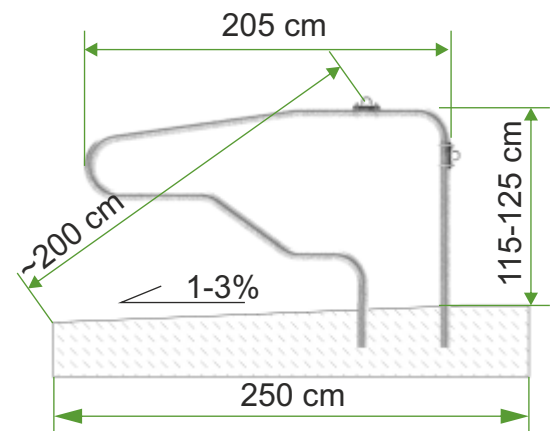
concrete min. B20



FREE-STALL IX

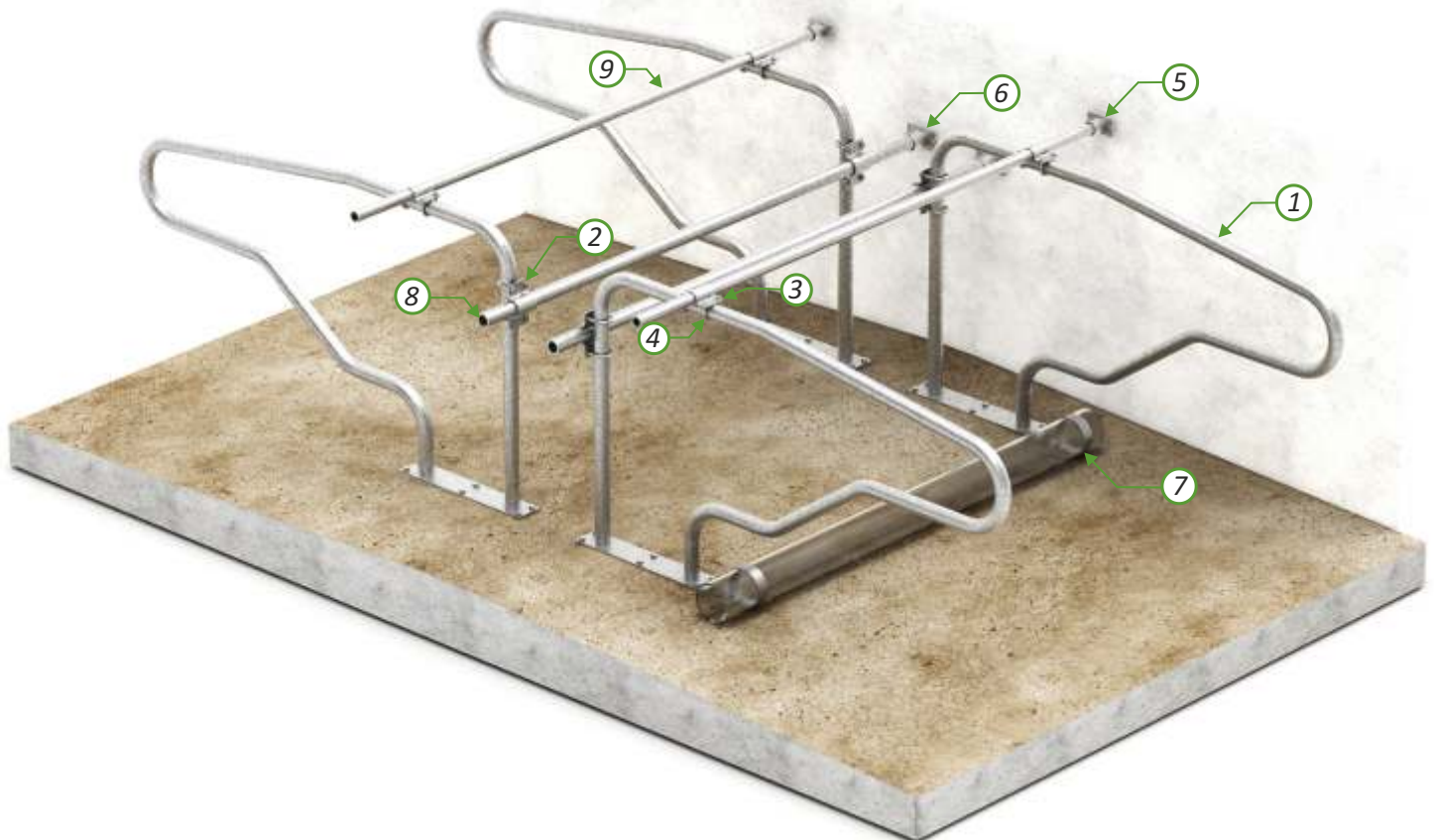


concrete min. B20





SYSTEM ELEMENTS - VERSION FOR SCREWING



1	W10-01-92	Free-stall IX P HDG	pcs
2	W10-91-43	Cross connector 2 1/2" - 2" HDG	pcs
3	W10-91-35	Cross connector 1 1/2" - 2" HDG	pcs
4	T10-90-160	U-shaped clamp C 60 inox	pcs
5	W10-92-14	Wall mount 48 HDG	pcs
6	W10-92-17	Wall mount 60 HDG	pcs
7	W10-92-23	Pipe Holder PCV 159 HDG	pcs
8	T08-10-110	Tube HDG 60,3 x 3,2 (2")	m
9	T08-10-050	Tube HDG 48,3 x 3,2 (1 1/2")	m

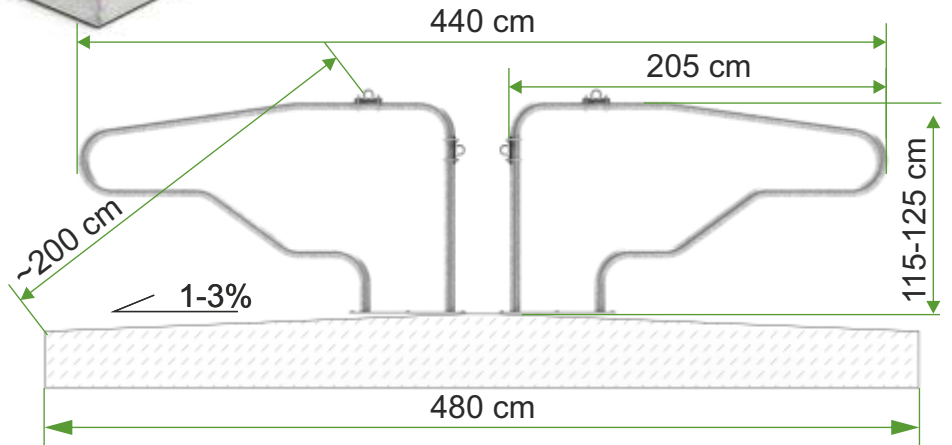
HDG - anti-corrosion protection - hot-dip galvanized.



FREE-STALL IX P



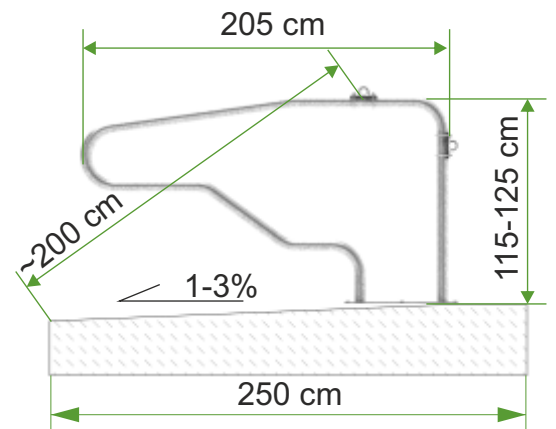
concrete min. B20



FREE-STALL IX P

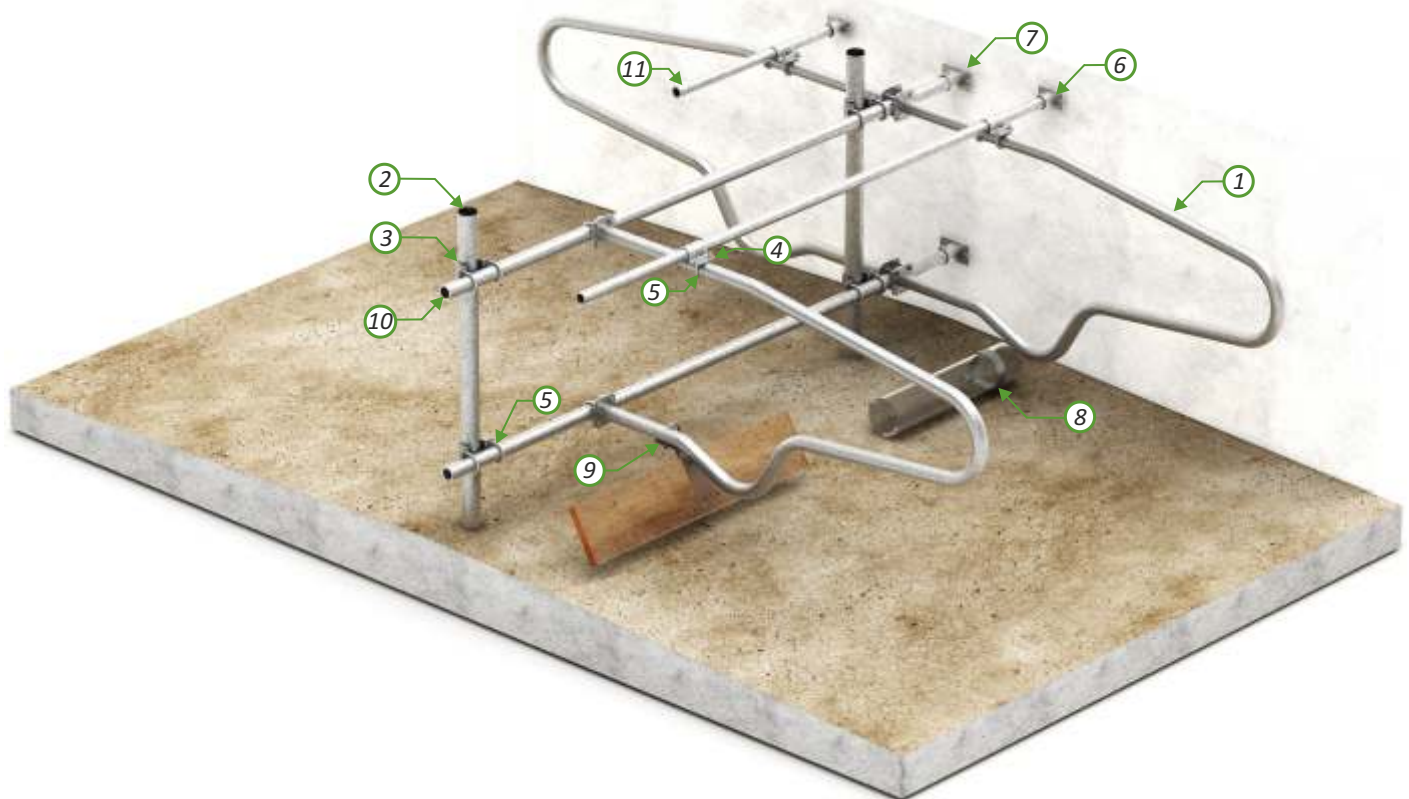


concrete min. B20





SYSTEM ELEMENTS



Cross connector 2 1/2" -2"



Cross connector 1 1/2" -2"



U-shaped clamp C 60 inox



Wall mount 48



Wall mount 60



Pipe holder PCV 159




Boards holder

- | | | | |
|----|-------------------|--|-----|
| 1 | W10-01-94 | Free-stall X-A HDG | pcs |
| 2 | W10-10-16 | Post to free-stall type B L- 1,7 m HDG | set |
| 3 | W10-91-43 | Cross connector 2 1/2" -2" HDG | pcs |
| 4 | W10-91-35 | Cross connector 1 1/2" -2" HDG | pcs |
| 5 | T10-90-160 | U-shaped clamp C 60 inox | pcs |
| 6 | W10-92-14 | Wall mount 48 HDG | pcs |
| 7 | W10-92-17 | Wall mount 60 HDG | pcs |
| 8 | W10-92-23 | Pipe Holder PCV 159 HDG | pcs |
| 9 | W10-02-40 | Boards holder HDG | pcs |
| 10 | T08-10-110 | Tube HDG 60,3 x 3,2 (2") | m |
| 11 | T08-10-050 | Tube HDG 48,3 x 3,2 (1 1/2") | m |

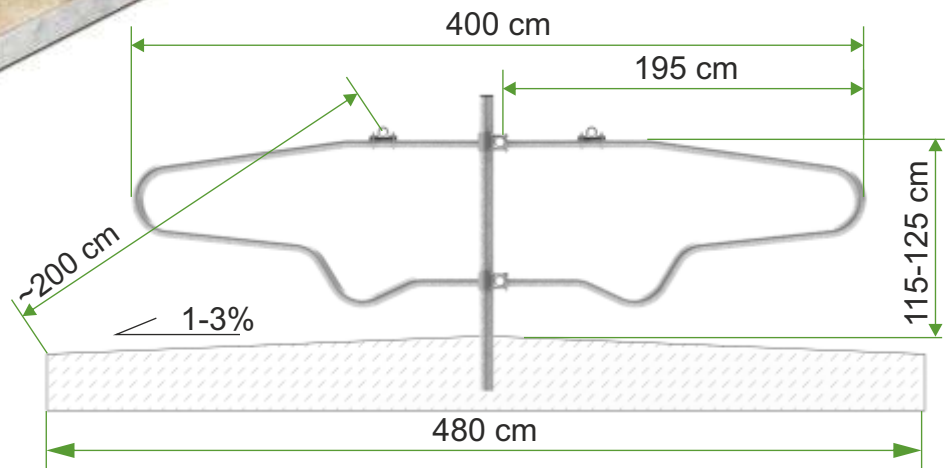
HDG - anti-corrosion protection - hot-dip galvanized.



FREE-STALL XA



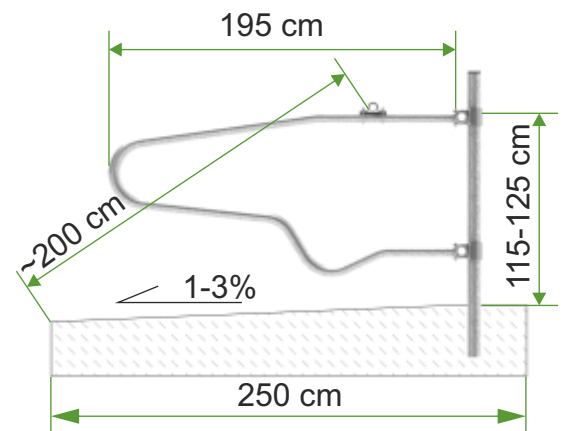
Assembly with:
- Screws M10x100 (4 pcs)
not included.



FREE-STALL XA

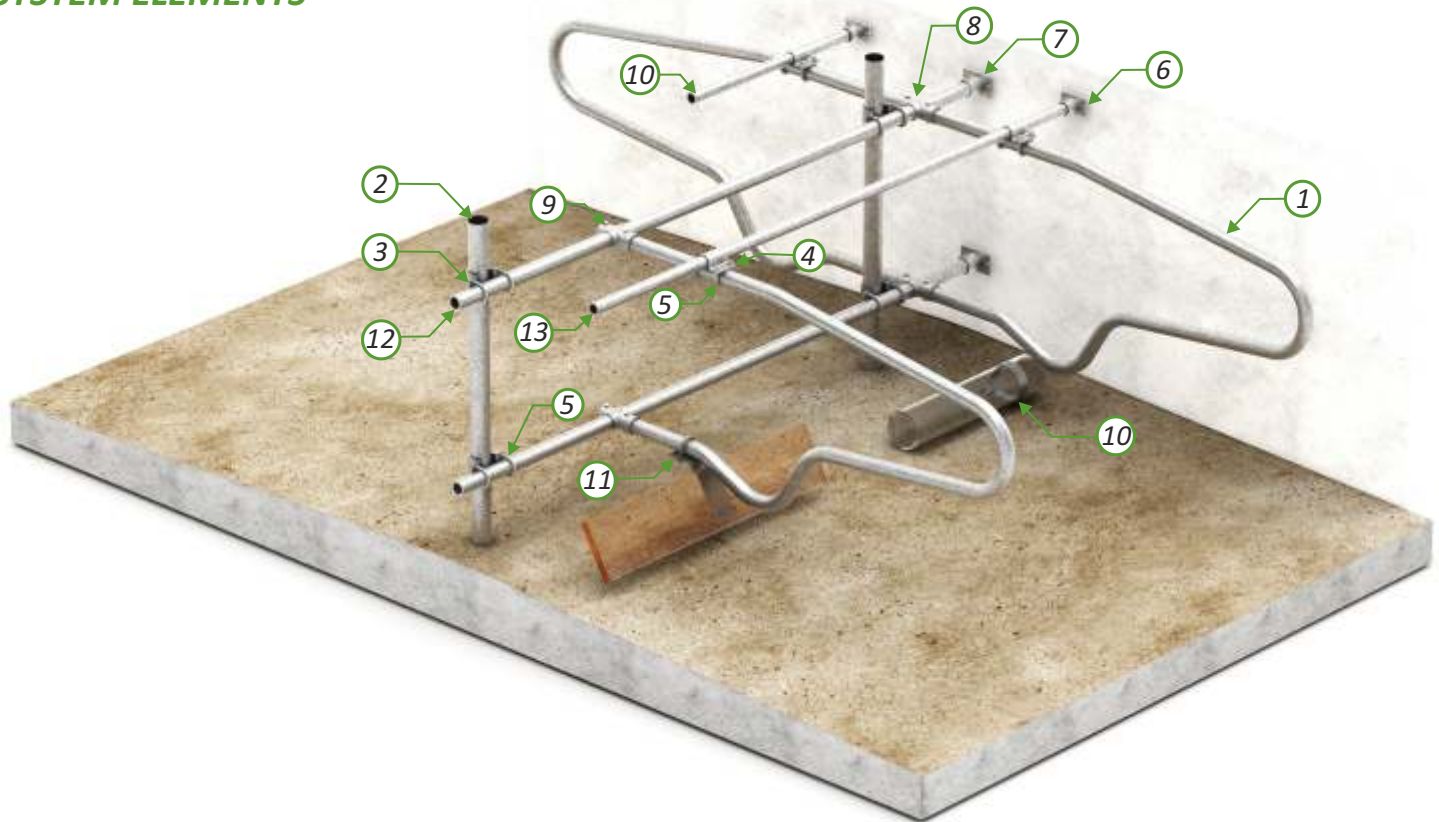


Assembly with:
- U-shaped clamps inox (2 pcs).





SYSTEM ELEMENTS



3 Cross connector 2 1/2" -2"



4 Cross connector 1 1/2" -2"



5 U-shaped clamp C 60 inox



6 Wall mount 48



7 Wall mount 60



8 Double T-clamp



9 Reinforced T-shaped clamp



10 Pipe holder PCV 159




11 Boards holder

- | | | | |
|----|---------------------|--|-----|
| 1 | W10-01-96 | Free-stall X-B HDG | pcs |
| 2 | W10-10-16 | Post to free-stall type B L- 1,7 m HDG | set |
| 3 | W10-91-43 | Cross connector 2 1/2" -2" HDG | pcs |
| 4 | W10-91-35 | Cross connector 1 1/2" -2" HDG | pcs |
| 5 | T10-90-160 | U-shaped clamp C 60 inox | pcs |
| 6 | W10-92-14 | Wall mount 48 HDG | pcs |
| 7 | W10-92-17 | Wall mount 60 HDG | pcs |
| 8 | W10-91-83 | Double T-clamp 2" / 2" HDG | set |
| 9 | W10-91-69-01 | Reinforced T-shaped clamp 2" / 2" HDG | set |
| 8 | W10-92-23 | Pipe Holder PCV 159 HDG | pcs |
| 9 | W10-02-40 | Boards Holder HDG | pcs |
| 10 | T08-10-110 | Tube HDG 60,3 x 3,2 (2") | m |
| 11 | T08-10-050 | Tube HDG 48,3 x 3,2 (1 1/2") | m |

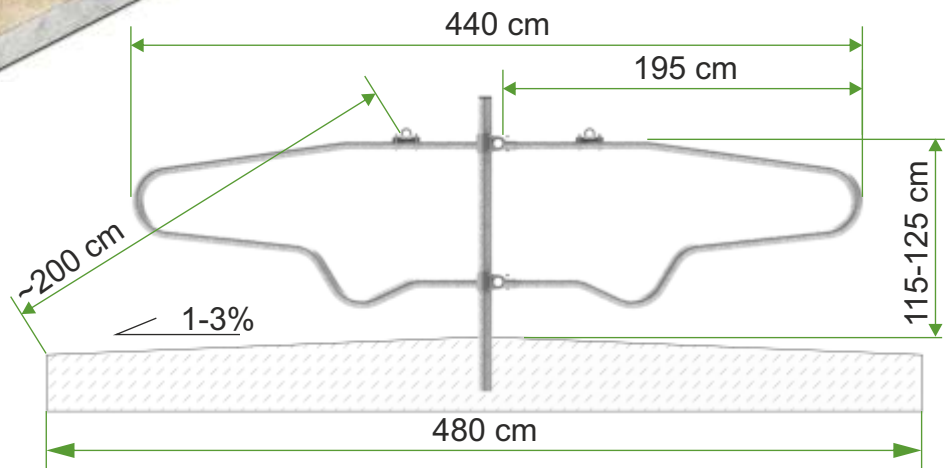
HDG - anti-corrosion protection - hot-dip galvanized.



FREE-STALL X B



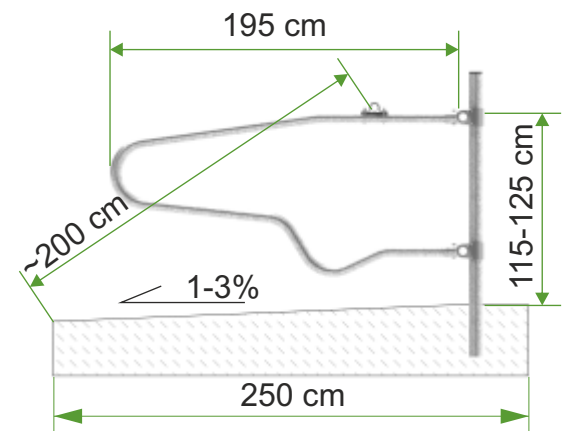
Assembly with:
- Double T-clamp 2" / 2" oc. (2 pcs);
- Screws M10x80 not included.



FREE-STALL X B

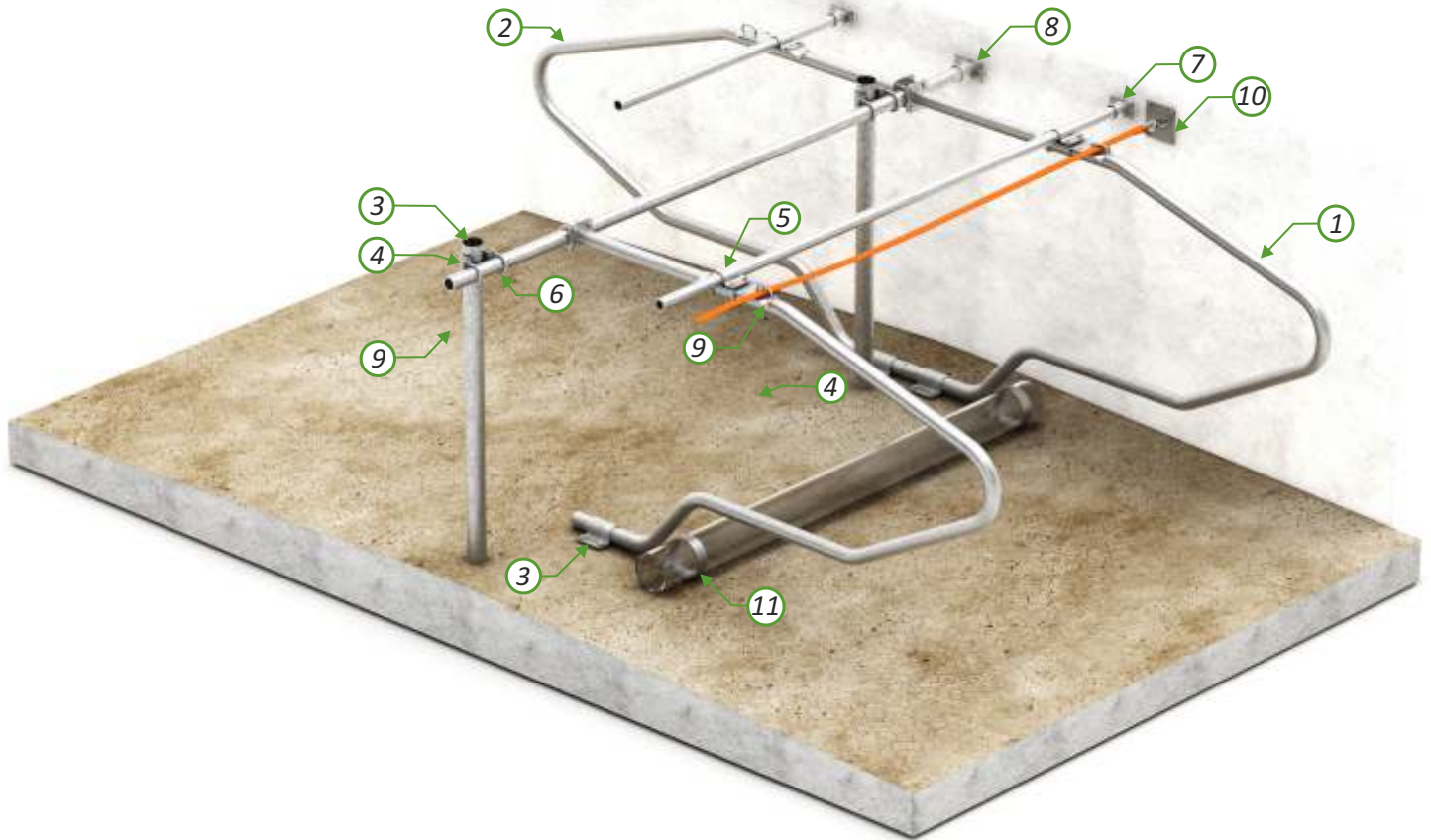


Assembly with:
- Double T-clamp 2" / 2" oc. (2 pcs);
- Screws M10x80 not included.





SYSTEM ELEMENTS



4 Cross connector 2 1/2" -2"



5 Cross connector 1 1/2" -2"




6 U-shaped clamp C 60 inox




7 Wall mount 48



8 Wall mount 60



9 Neck rail holder HDG



10 Wall tie-strap holder HDG




11 Pipe Holder PCV 159 HDG

- | | | | |
|----|-------------------|--|-----|
| 1 | W10-06-89 | Free-stall XI M HDG | pcs |
| 2 | W10-06-90 | Free-stall XI Z HDG | pcs |
| 3 | W10-10-16 | Post to free-stall type B L- 1,7 m HDG set | set |
| 4 | W10-91-43 | Cross connector 2 1/2" -2" HDG | pcs |
| 5 | W10-91-35 | Cross connector 1 1/2" -2" HDG | pcs |
| 6 | T10-90-160 | U-shaped clamp C 60 inox | pcs |
| 7 | W10-92-14 | Wall mount 48 HDG | pcs |
| 8 | W10-92-17 | Wall mount 60 HDG | pcs |
| 9 | W10-92-21 | Neck rail holder HDG | pcs |
| 10 | W10-92-25 | Wall tie-strap holder HDG | pcs |
| 11 | W10-92-23 | Pipe Holder PCV 159 HDG | pcs |
| 12 | T08-10-110 | Tube HDG 60,3 x 3,2 (2") | m |
| 13 | T08-10-050 | Tube HDG 48,3 x 3,2 (1 1/2") | m |

HDG - anti-corrosion protection - hot-dip galvanized.



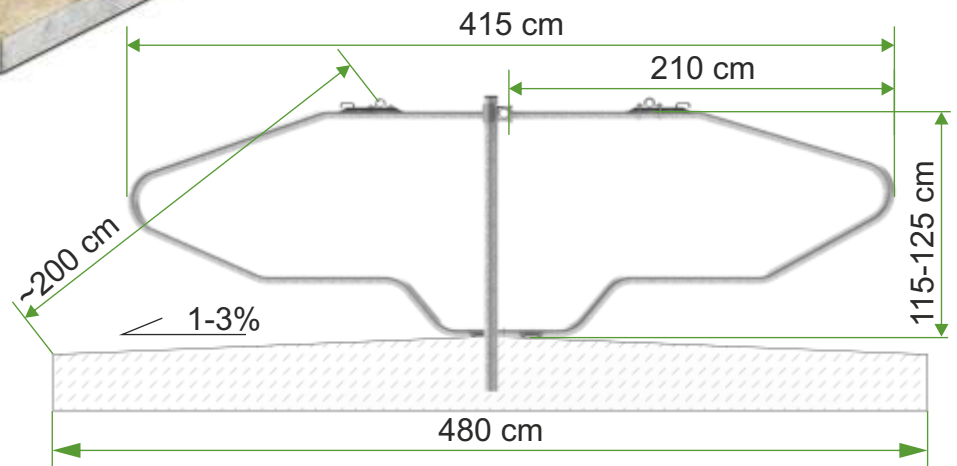
FREE-STALL XI



concrete min. B20



Assembly with:
- Screws M10x100 (4 pcs)
not included.



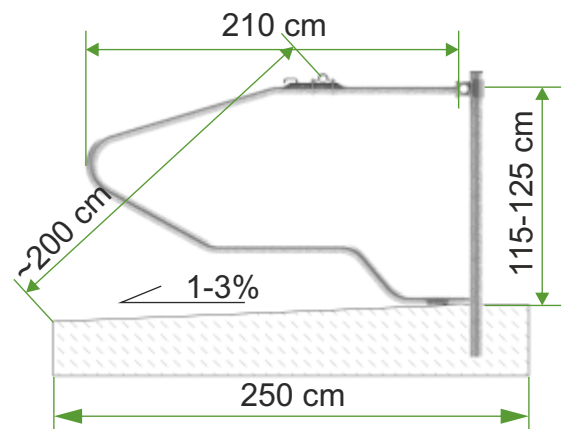
FREE-STALL XI



concrete min. B20

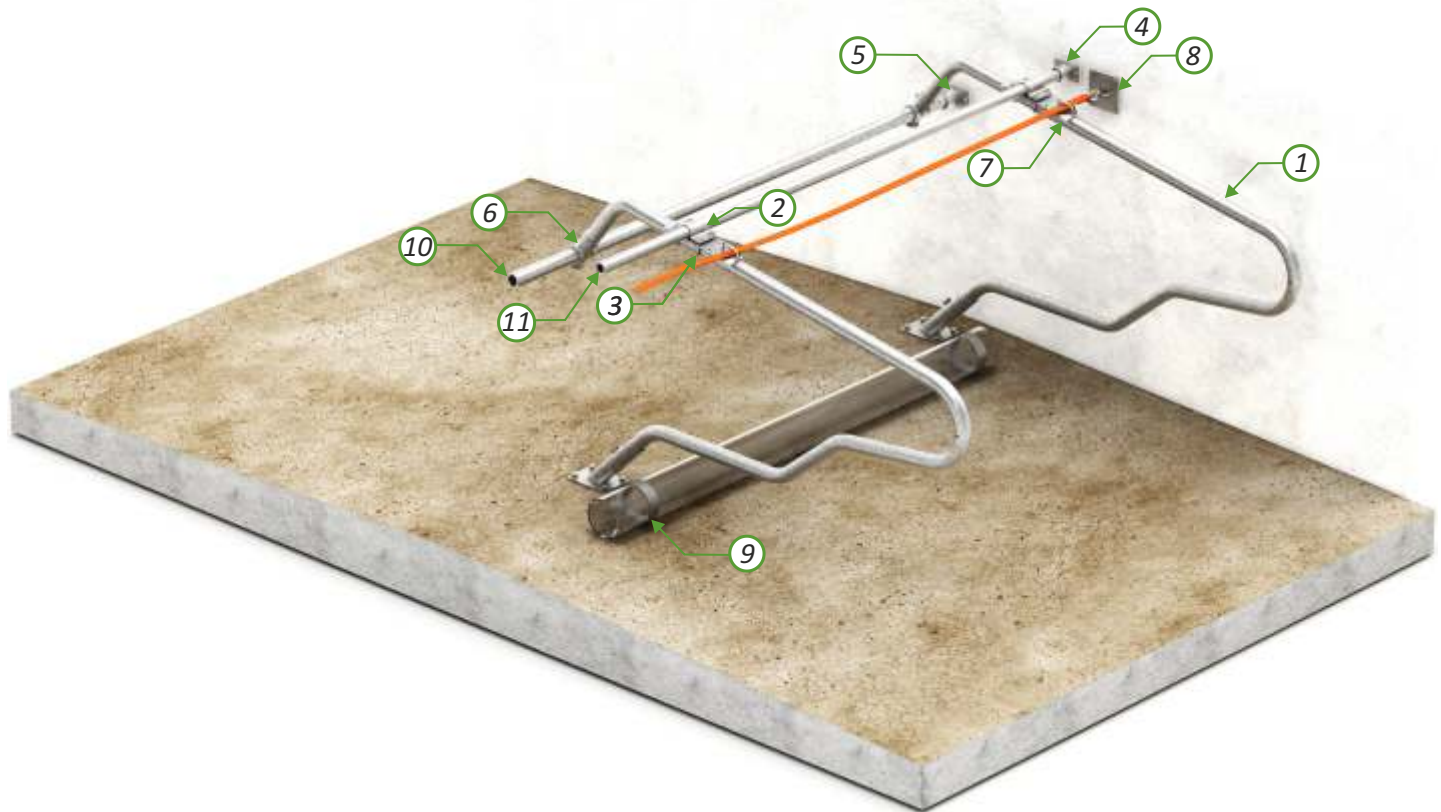


Assembly with:
- U-shaped clamps inox (2 pcs).





SYSTEM ELEMENTS



2 Cross connector 1 1/2" -2"



3 U-shaped clamp C 60 inox




4 Wall mount 48



5 Wall mount 60



6 Reinforced T-shaped clamp HDG



7 Neck rail holder HDG



8 Wall tie-strap holder HDG



9 Pipe Holder PCV 159 HDG

- | | | | |
|----|---------------------|---------------------------------------|-----|
| 1 | W10-01-101 | Free-stall XII HDG | pcs |
| 2 | W10-91-35 | Cross connector 1 1/2" -2" HDG | pcs |
| 3 | T10-90-170 | U-shaped clamp C 60/104 INOX | pcs |
| 4 | W10-92-14 | Wall mount 48 HDG | pcs |
| 5 | W10-92-17 | Wall mount 60 HDG | pcs |
| 6 | W10-91-69-01 | Reinforced T-shaped clamp 2" / 2" HDG | set |
| 7 | W10-92-21 | Neck rail holder HDG | pcs |
| 8 | W10-92-25 | Wall tie-strap holder HDG | pcs |
| 9 | W10-92-23 | Pipe Holder PCV 159 HDG | pcs |
| 10 | T08-10-110 | Tube HDG 60,3 x 3,2 (2") | m |
| 11 | T08-10-050 | Tube HDG 48,3 x 3,2 (1 1/2") | m |

HDG - anti-corrosion protection - hot-dip galvanized.



FREE-STALL XII



Assembly with:

- Reinforced T-shaped clamp HDG 2" / 2" oc. (2 pcs);
- Screws M10x100 (4 pcs) not included.

